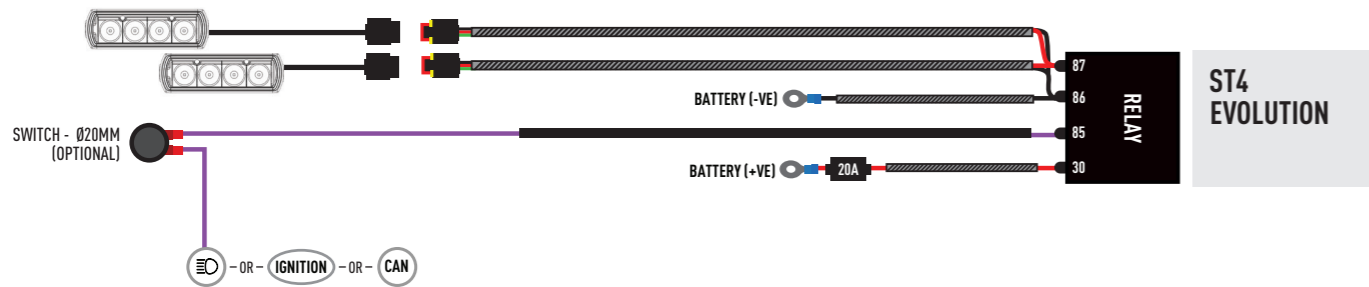


ELECTRICAL CONNECTION

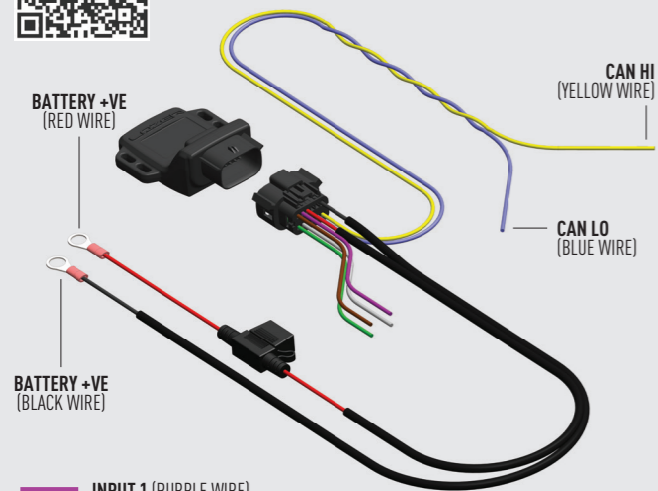


CANBUS INTEGRATION (SOLD SEPERATELY)

For vehicles where it is not possible to locate a 12V high beam signal, it will be necessary to take the high beam signal from the vehicle's CAN system. For connection options please visit the Lazer Lamps website, or contact your nearest dealer.



EXAMPLE: CNY-DIR-K
(SOLD SEPERATELY)



- INPUT 1 (PURPLE WIRE)
- INPUT 2 (BROWN WIRE)
- INPUT 3 (GREEN WIRE)
- INPUT 4 (GREY WIRE)



UNECE REGULATIONS

Please scan the QR code to view all UNECE Certificates and information.



LAZER
HIGH PERFORMANCE LIGHTING

TOYOTA LAND CRUISER 250 (2024+) GRILLE KIT

FITTING INSTRUCTIONS



LAZER
HIGH PERFORMANCE LIGHTING

WWW.LAZERLAMPS.COM

We appreciate your purchase of a Lazer Lamps product, and value your feedback. If you would like to leave feedback on your Lazer experience, please head to the relevant product page on our website www.lazerlamps.com.

T +44 (0) 1992 677374
E sales@lazerlamps.com

Lazer Lamps Ltd, Calder House, Central Road
Harlow, Essex, CM20 2ST, UK

MADE IN THE UK /LAZERLAMPS

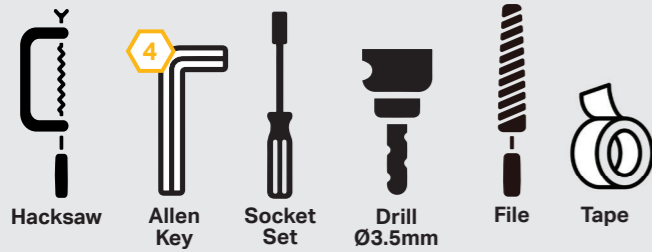
WHAT'S INCLUDED

- 4x Grille Mounting Brackets
- Anti-Theft Fasteners & Key
- Fitting Instructions

Additionally - Kit Includes:


- 2x ST4 Evolution LED Lights
- 1x Two-Lamp Wiring Kit

TOOLS REQUIRED



TORQUE VALUES

The code is written on the inside of each bracket (see example).



INSTALLATION PROCESS - Install should be completed with the grille left on the vehicle.

