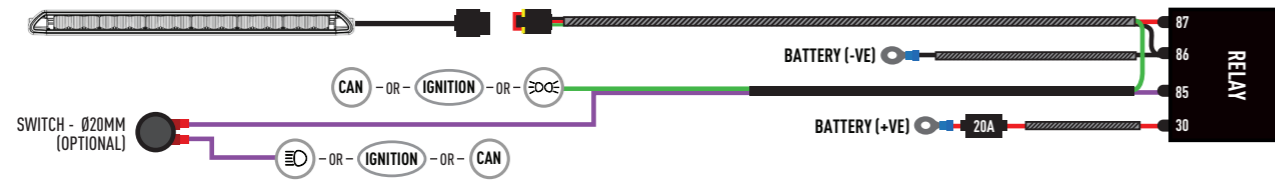


ELECTRICAL CONNECTION

LINEAR-18 / GLIDE - WITHOUT POSITION LIGHT



LINEAR-18 / GLIDE - WITH POSITION LIGHT

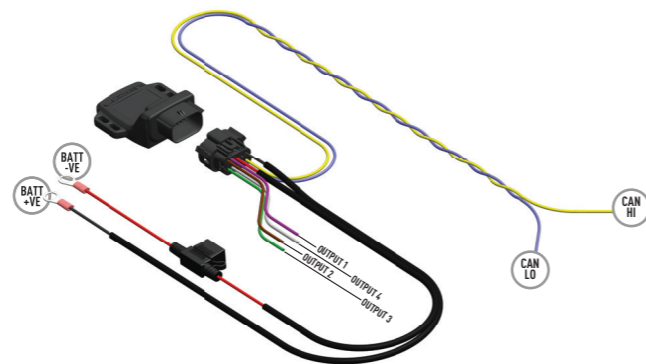


LINEAR-18 ELITE+ / LINEAR-18 ELITE I-LBA

Please refer to the instructions that are included with the lamp.

CAN INFORMATION (SOLD SEPERATELY)

For vehicles where it is not possible to locate a 12V high beam signal, it will be necessary to take the high beam signal from the vehicle's CAN system. For connection options please visit the Lazer Lamps website, or contact your nearest dealer.



EXAMPLE: CNY-DIR-K (SOLD SEPERATELY)



UNECE REGULATIONS E9

Please scan the QR code to view all UNECE Certificates and information.

LAZER
HIGH PERFORMANCE LIGHTING

TOYOTA RAV4 HYBRID (2019+) GRILLE KIT FITTING INSTRUCTIONS



LAZER
HIGH PERFORMANCE LIGHTING

WWW.LAZERLAMPS.COM

We appreciate your purchase of a Lazer Lamps product, and value your feedback. If you would like to leave feedback on your Lazer experience, please head to the relevant product page on our website www.lazerlamps.com.

T +44 (0) 1992 677374
E sales@lazerlamps.com

Lazer Lamps Ltd, Calder House, Central Road
Harlow, Essex, CM20 2ST, UK

MADE IN THE UK /LAZERLAMPS

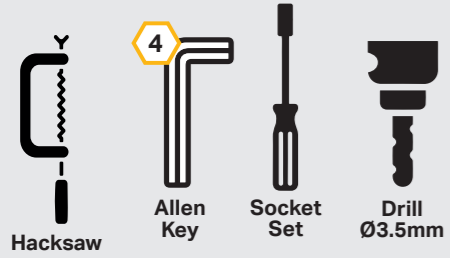
WHAT'S INCLUDED

- 2x Grille Mounting Brackets
- 2x Cutting Guides
- Anti-Theft Fasteners & Key
- Fitting Instructions

Additionally - Kit Includes:


- 1x Linear-18 / Glide LED Lightbar
- 1x One-Lamp Wiring Kit

TOOLS REQUIRED



TORQUE VALUES

The code is written on the inside of each bracket (see example).



CODE: LHOB
TORQUE: 8 NM

CODE: RHOB
TORQUE: 8 NM

INSTALLATION PROCESS - Linear-18 shown for illustration purposes. Install should be completed with the grille left on the vehicle.

