


AIR 55




The AIR-55 represents exceptional value for money with the product design and styling carried over from the higher power AIR-90, and with the robustness and reliability assured backed up by our comprehensive 5-year warranty.

Emitting 6,800 raw lumen, and with 1 lux delivered to 400m, the AIR-55 is a very capable LED light bar at a competitive price point. Furthermore the light distribution has been carefully engineered with the vertical and horizontal spread optimised for road use including from higher vehicle mounting positions. The high beam performance of the light sits within the UNECE Reg 149 parameters for a road-legal driving light.




BEAM DISTRIBUTION (HORIZONTAL: 34° / VERTICAL: 13°)



AIR



BEAM PATTERN (BOOST MODE)



KEY FEATURES

- Patent-pending injection moulded monocoque lens with texture effect to the underside.
- White or amber position light guides.
- Adoption of the latest high-efficiency premium-bin LEDs.
- Ultra-reflective vacuum-metallised optics deliver optimised beam pattern for everyday on-road use, including at higher mounting positions above the road.
- ECE approved for on-road high beam and position/side light function (white only).
- Includes versatile 'Centre Mount' mounting system facilitates low lamp positioning relative to the mounting point (Side mounting also available - sold separately).
- CAE optimised heatsink offers improved thermal dynamics.
- Anodised pre-treatment and Automotive grade powder top-coat for ultimate corrosion and chemical protection.
- Electronic thermal management.
- 'Unbreakable' and hardcoated polycarbonate lens with lifetime guarantee.
- IP68 watertight.
- 5-year warranty.
- Vehicle wiring kits available.
- Designed & manufactured in Britain.

SPECIFICATIONS | BOOST MODE

WEIGHT	1.65 KG
VOLTAGE RANGE	10V-32V
RAW LUMENS	6,800
TOTAL DRIVER 'FOV' FLUX	4,488
COLOUR TEMPERATURE	5000K
POWER CONSUMPTION	55 WATTS
PEAK CURRENT DRAW	5.5 AMPS
CURRENT DRAW (14.4V)	4 AMPS
CONNECTOR	3-PIN SUPERSEAL (+25CM CABLE)

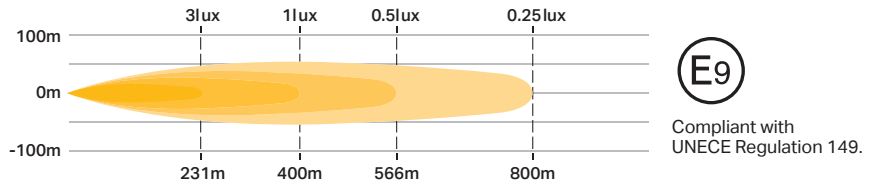
CERTIFICATION

HIGH BEAM	ECE REG 149 (REF 40)
POSITION LIGHT (WHITE ONLY)	ECE REG 148
EMC CERTIFICATION	ECE REG 10
IP RATING	IP68



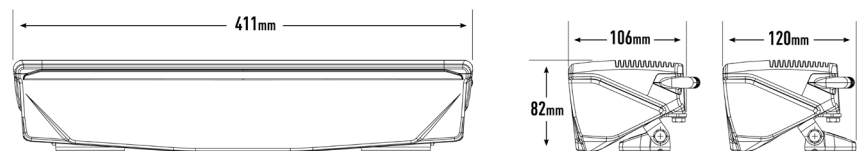
SCAN THE QR CODE TO DOWNLOAD THE ECE CERTIFICATES.

PHOTOMETRIC DIAGRAM



DIMENSION DIAGRAMS

CENTRE MOUNT KIT (INCLUDED WITH LAMPS)



SIDE MOUNT KIT (SOLD SEPARATELY)

