

AIR 90




The AIR-90, broadly equivalent in lighting performance to the market-leading Triple-R 1000, is an exceptional product balancing performance and value for money, and with the robustness and reliability assured backed up by our comprehensive 5-year warranty.

Emitting 9,160 raw lumen, and with 1 lux delivered to 574m, the AIR-90 is an exceptional all-round product for everyday use. Furthermore the light distribution has been carefully engineered with the vertical and horizontal spread optimised for road use including from higher vehicle mounting positions. The Air-90 is approved to UNECE Reg 149 for a road-legal driving light when in low output mode.




BEAM DISTRIBUTION (HORIZONTAL: 34° / VERTICAL: 13°)



AIR



BEAM PATTERN (BOOST MODE)



KEY FEATURES

- Patent-pending injection moulded monocoque lens with texture effect to the underside.
- White or amber position light guides.
- Adoption of the latest high-efficiency premium-bin LEDs.
- Ultra-reflective vacuum-metallised optics deliver optimised beam pattern for everyday on-road use, including at higher mounting positions above the road.
- ECE approved for on-road high beam (Low Output mode) and position/side light function (white only).
- Includes versatile 'Centre Mount' mounting system facilitates low lamp positioning relative to the mounting point (Side mounting also available - sold separately).
- CAE optimised heatsink offers improved thermal dynamics.
- Anodised pre-treatment and Automotive grade powder top-coat for ultimate corrosion and chemical protection.
- Electronic thermal management.
- 'Unbreakable' and hardcoated polycarbonate lens with lifetime guarantee.
- IP68 watertight.
- 5-year warranty.
- Vehicle wiring kits available.
- Designed & manufactured in Britain.

SPECIFICATIONS | BOOST MODE

WEIGHT	1.65 KG
VOLTAGE RANGE	10V-32V
RAW LUMENS	9,160
TOTAL DRIVER 'FOV' FLUX	6,229
COLOUR TEMPERATURE	5000K
POWER CONSUMPTION	90 WATTS
PEAK CURRENT DRAW	8.5 AMPS
CURRENT DRAW (14.4V)	7.1 AMPS
CONNECTOR	3-PIN SUPERSEAL (+25CM CABLE)

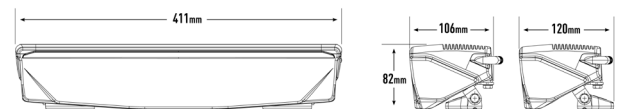
CERTIFICATION

HIGH BEAM (LOW OUTPUT ONLY)	ECE REG 149 (REF 12.5)
POSITION LIGHT (WHITE ONLY)	ECE REG 148
EMC CERTIFICATION	ECE REG 10
IP RATING	IP68

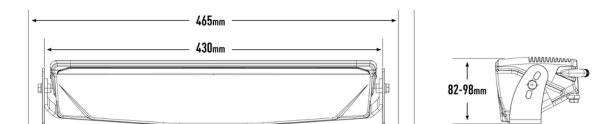


SCAN THE QR CODE TO DOWNLOAD THE ECE CERTIFICATES.

CENTRE MOUNTING DIMENSIONS



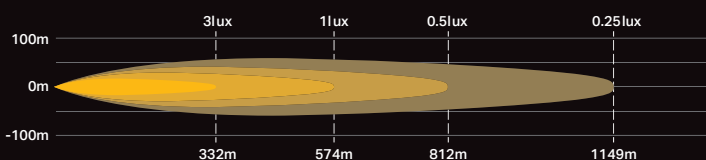
SIDE MOUNTING DIMENSIONS



BOOST MODE



100% light output for where local laws and regulations allow.



LOW OUTPUT MODE



Reduced output to avoid glare from large reflective objects (e.g. road signs), and/or for operation compliant with UNECE Regulation 149.

