


# ST6

A new addition to the ST range, the ST6 Evolution delivers outstanding levels of illumination from a unit measuring 284mm in length. The size of the unit makes it ideal for road and off-road customers looking for significantly increased visibility at night, but where some constraints on the footprint of the mounting location still exist. Fully road legal, the 6 LED unit achieves 1 lux at 340m, but thanks to a low reference mark, will not be constrained in terms of the potential number of lamps installed which can be an issue with some higher reference units.



1m



**SEE MORE. GO FASTER. GO SAFER.**

# ST6 EVOLUTION

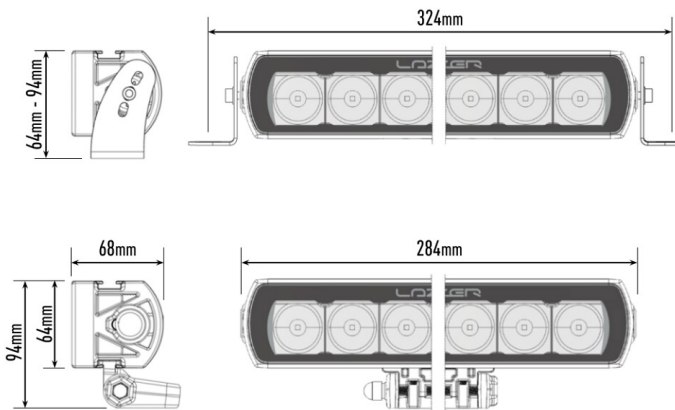
- 6x high density 11W LEDs (premium 'bin')
- Seamless, low profile design facilitates installation
- Dynamic drive modulation optimises light output to maximise LED lifetime
- Ultra-reflective optics deliver 'Drive' beam pattern
- E-coat pre-treatment provides maximum corrosion resistance

## MOUNTING OPTIONS

CENTRE MOUNT - Sold seperately



SIDE MOUNT - Sold seperately

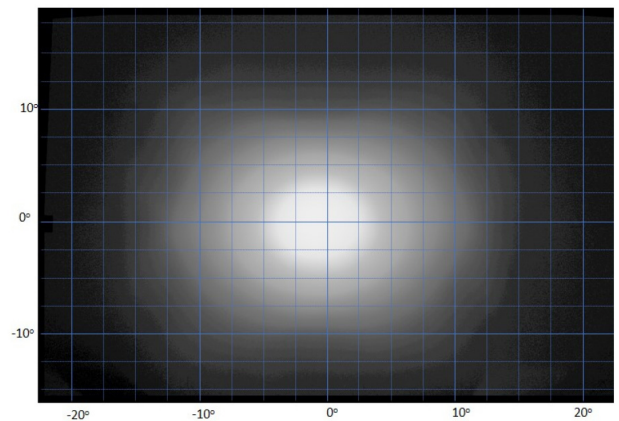


E-MARK REF	10
VOLTAGE RANGE	10V - 32V
RAW LUMENS	6204
BEAM PATTERN	Drive
BEAM DISTANCE (0.25LX)	680m
# HIGH POWER LEDS	6
POWER CONSUMPTION	70 Watts
CURRENT DRAW†	4.9 Amps
LED LIFE	50,000 Hrs*
WEIGHT	912g



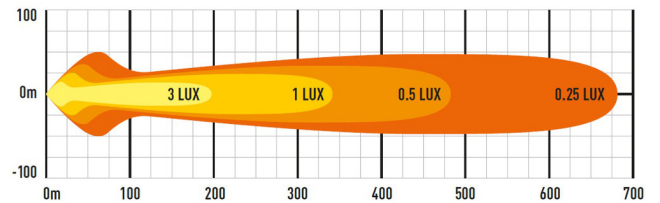
\* LED Manufacturers Specifications †At 14.4 Volts

Horizontal: 28°



## ST6

GENERATED FROM BSI LAMP PHOTOMETRIC TEST DATA: ON ROAD MEASUREMENT DATA



LAZER LAMPS LTD, Units 1+2, Harlow Mill Business Centre, Riverway, Harlow, Essex. CM20 2FD. UK  
Tel: +44(0)1992 677374 | Email: sales@lazerlamps.com | Web: www.lazerlamps.com

