

LAZER

H I G H P E R F O R M A N C E L I G H T I N G



LAND ROVER DEFENDER 2020 MOUNTING KIT FOR LINEAR-18

FITTING INSTRUCTIONS
ANLEITUNG
INSTRUCTIONS
INSTRUCCIONES

TECHNICAL SUPPORT

aaron@lazerlamps.com / sales@lazerlamps.com
+44 (0)1992 945601 / +44 (0)1992 677374

WHAT'S REQUIRED

- 1x LINEAR-18
- 1x ONE LAMP HARNESS KIT
- 1x CANBUS HIGHBEAM INTERFACE (OPTIONAL)
- 1x LAND ROVER DEFENDER, LINEAR-18 (2020+) MOUNTING KIT

DIFFICULTY LEVEL



TOOLS REQUIRED



PLASTIC
TRIM TOOLS



METRIC
SOCKET SET



WIRE STRIPPERS
AND RATCHET CRIMPERS



WIRE CUTTERS



DRILL BIT
5MM




PHILLIPS / TORX
SCREWDRIVER

PRE-INSTALLATION CHECKS

1. Ensure battery is disconnected.

INSTALLATION PROCESS




STEP 1

Remove 4 trim clips and 4 screws from slam panel cover.




STEP 2

Remove slam panel cover to access front grille.



STEP 3

Unplug radar sensor (do not turn ignition on while this is unplugged).



STEP 4

Locate and undo the 4x latches that hold in the top of the grille. 2x at the top and 2x at the bottom.



STEP 5

Loosen lower front light cover with plastic trim tool.
(Both sides)



STEP 6



Loosen the lower section of the grille and remove the grille surround.



STEP 7

Undo the 10mm bolt at the side of the headlights (1x each side).



STEP 8



Install the brackets as shown (1x either side).



STEP 9

Locate the second mounting hole on the bracket and drill a 5mm hole for the rivet to be installed.



STEP 10



Install the rivet making sure you use the washer behind the rivet as shown to help spread the weight of the lamp.



STEP 11

Reinstall the grille.





STEP 12

Install lamp onto brackets.

WIRING INSTRUCTIONS

Connect the wiring kit as per the below.

12volt High beam trigger can be found at the rear of the headlight and is a Purple/Orange wire. Please test before connecting.



LAZER

H I G H P E R F O R M A N C E L I G H T I N G

Thank you for choosing a Lazer Lamps product.

Vielen Dank dafür, dass Sie sich für ein Produkt von Lazer Lamps entschieden haben.

Merci pour choisir un produit de Lazer Lamps.

Gracias por la seleccion de productos de Lazer Lamps.