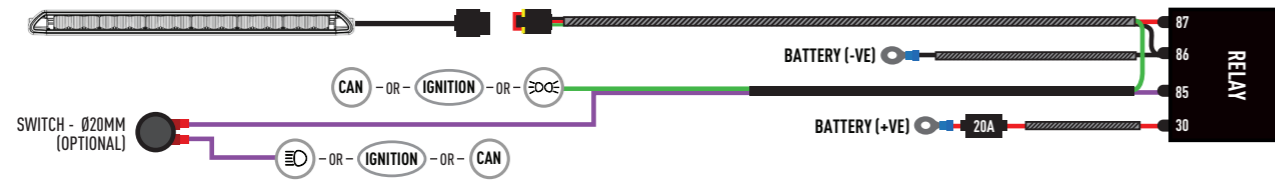


## ELECTRICAL CONNECTION

### LINEAR-18 / GLIDE - WITHOUT POSITION LIGHT



### LINEAR-18 / GLIDE - WITH POSITION LIGHT

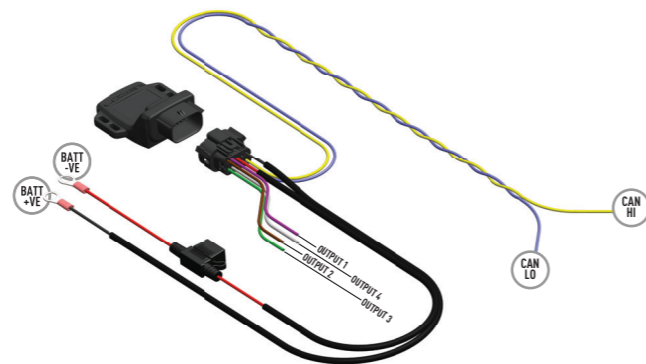


### LINEAR-18 ELITE I-LBA

Please refer to the instructions that are included with the lamp.

### CAN INFORMATION (SOLD SEPARATELY)

For vehicles where it is not possible to locate a 12V high beam signal, it will be necessary to take the high beam signal from the vehicle's CAN system. For connection options please visit the Lazer Lamps website, or contact your nearest dealer.



EXAMPLE: CNY-DIR-K (SOLD SEPARATELY)



### UNECE REGULATIONS E9

Please scan the QR code to view all UNECE Certificates and information.

**LAZER**  
HIGH PERFORMANCE LIGHTING

## VOLKSWAGEN GOLF MK8 (2020+) GRILLE KIT FITTING INSTRUCTIONS



**LAZER**  
HIGH PERFORMANCE LIGHTING

[WWW.LAZERLAMPS.COM](http://WWW.LAZERLAMPS.COM)

We appreciate your purchase of a Lazer Lamps product, and value your feedback. If you would like to leave feedback on your Lazer experience, please head to the relevant product page on our website [www.lazerlamps.com](http://www.lazerlamps.com).

T +44 (0) 1992 677374  
E [sales@lazerlamps.com](mailto:sales@lazerlamps.com)

Lazer Lamps Ltd, Calder House, Central Road  
Harlow, Essex, CM20 2ST, UK

MADE IN THE UK /LAZERLAMPS

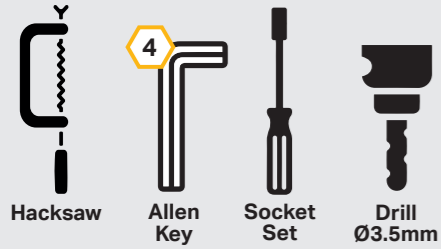
## WHAT'S INCLUDED

- 2x Grille Mounting Brackets
- 2x Cutting Guides
- Anti-Theft Fasteners & Key
- Fitting Instructions

### Additionally - Kit Includes:


- 1x Linear-18 / Glide LED Lightbar
- 1x One-Lamp Wiring Kit

## TOOLS REQUIRED



## TORQUE VALUES

The code is written on the inside of each bracket (see example).



CODE: LHOB  
TORQUE: 8 NM

CODE: RHOB  
TORQUE: 8 NM

## INSTALLATION PROCESS - Linear-18 shown for illustration purposes. Install should be completed with the grille left on the vehicle.

