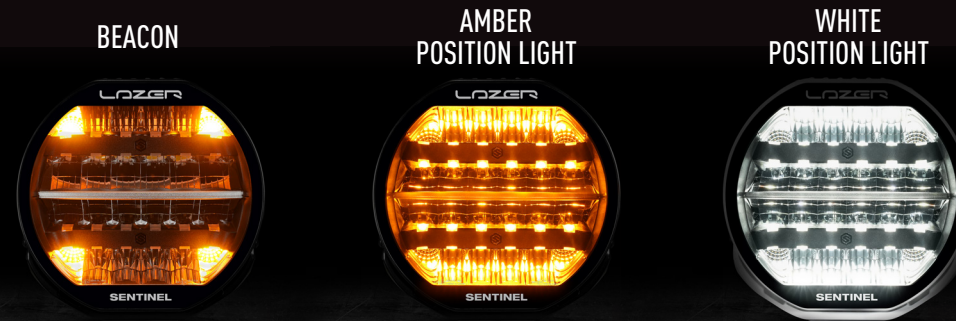


SENTINEL 9" HIGHLINE - GEN2



The latest addition to the Sentinel range of 9" round lamps, the Highline 'Gen2' product range comprises lamps primarily aimed at the heavy truck sector. Distinctive high-end product design with a sleek black internal appearance, and the combination of 20 high power LEDs delivers exceptional lighting performance optimised for commercial applications. The appeal of the lamps is enhanced courtesy of an updated position light / backlight feature for 2025, and a version with integrated Beacon function. Additional functions bring the possibility to activate a dynamic welcome mode and easily switch between high and low output modes with dynamic dip. There is a choice of lamp finish in satin black or gloss white, to ensure your Sentinel Highline LED lights match seamlessly to your vehicle.



LAZER
HIGH PERFORMANCE LIGHTING


WWW.LAZERLAMPS.COM

KEY FEATURES

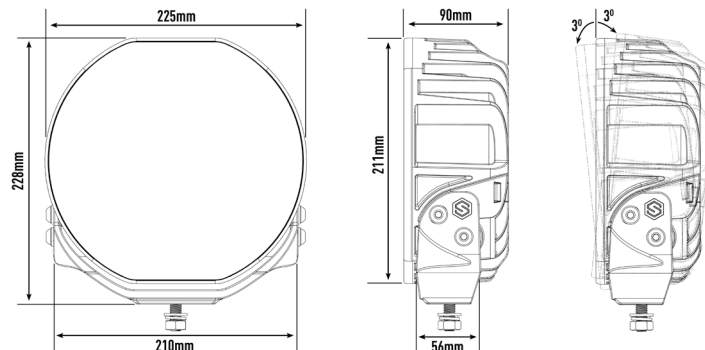
- Combination of 20 premium 'bin' LEDs.
- Black PCB and bezel detail result in stealth black internal appearance.
- Ultra-reflective vacuum-metallised spot and wide optics.
- Integrated white (ECE Reg 148) or amber position light function.
- Integrated Beacon function variant available (UNECE Reg65 approved).
- Flash-to-dim functionality for avoiding glare from road signs (for example) – High and Low output modes.
- ECE Reg 149 approved for on-road high beam (Low output mode only).
- Dynamic start-up / Welcome Mode function.
- Supplied with 'slim' diecast aluminium mounting bracket.
- Electronic thermal management system optimises light output to preserve longevity of the LEDs.
- Anodised pre-treatment and automotive grade powder top-coat for ultimate corrosion and chemical protection.
- CAE optimised heatsink offers improved thermal dynamics.
- Over voltage protected
- Reverse polarity protected
- 'Unbreakable' polycarbonate lens with hardcoat lacquer.
- A2 stainless steel fasteners with automotive grade black coating.
- Designed & manufactured in UK



BEAM DISTRIBUTION (HORIZONTAL: 52° / VERTICAL: 18°)



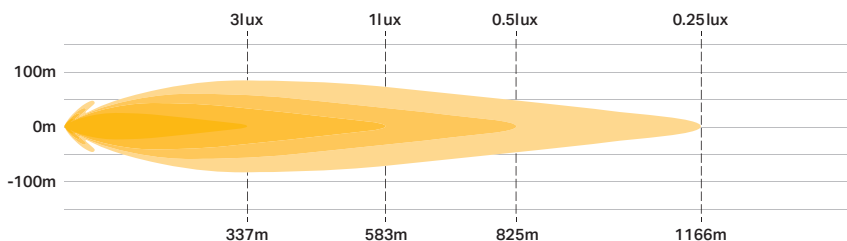
DIMENSIONS



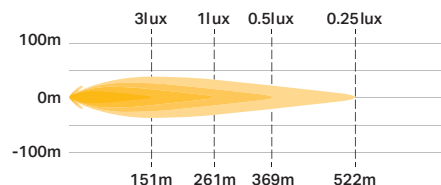
SPECIFICATIONS | BOOST MODE

WEIGHT	2.5 KG
VOLTAGE RANGE	10V-32V
RAW LUMENS	17,020
TOTAL DRIVER 'FOV' FLUX	9,752
COLOUR TEMPERATURE	5000K
POWER CONSUMPTION	130 WATTS
PEAK CURRENT DRAW	12 AMPS
CURRENT DRAW (14.4V)	9.3 AMPS
CONNECTOR	3/6-PIN SUPERSEAL (+25CM CABLE)

PHOTOMETRICS



LOW OUTPUT / E-MARK MODE



CERTIFICATION

SCAN THE QR CODE TO DOWNLOAD THE ECE CERTIFICATES.



HIGH BEAM (LOW OUTPUT ONLY)	ECE REG 149 (REF 12.5)
POSITION LIGHT (WHITE ONLY)	ECE REG 148
BEACON FUNCTION	ECE REG 65
EMC CERTIFICATION	ECE REG 10
IP RATING	IP68